

# GCG Sunday School - 17th September 2023

## Lesson Outline



**Lesson:** A Bible Overview: Adam and Jesus.  
**Series:** Bible Overview - The Beginning.  
**Passage:** Romans 5:18-21  
**Big Idea:** God wrote the history of Adam bringing death and of Jesus bringing eternal life.  
**Main Aim:** Love how good His life-bringing history is. Let's find out more!

### Before starting prep

Please pray for the lesson preparation, for yourself and for the children.  
May we all be built up this week by the amazing truth in God's word.

### Laptop (and Bluetooth speaker for more volume) check

Unless you are at the Greenwich service, you will need to bring a laptop to play the videos and songs. If needed, Jonny can provide a laptop and Bluetooth speaker. 😊

**Additional resources:** [GCG Sunday School Google Drive](#), [Grace Church - Bitesize Theology - In the image of God he created them...](#)

### Passage summary

This week, we'll be introducing the Bible Overview which will take us through the whole Bible story in major Bible highlights from now until June.

While the adults study Deuteronomy 32 in Grace Groups, we'll be looking at a few verses from Romans which give a really simple Bible overview.

Romans 5:18-21, there are two main men in history: Adam and Jesus.

Adam came and brought sin and death into the world.

Jesus came and brought obedience and eternal life into the world!

In our lesson, we can give a timeline of Bible history, comparing the two men.

We'll do this in 4 simple points:

1. Adam came in creation - Life with God in a good world.  
We have spent the last three weeks looking at this.
2. Sin with Adam leads to death - He sinned so we, like him, have sinned.  
The children will see this next week.
3. Jesus came for redemption - He was righteous so we, like him, are righteous.  
Good in God's eyes/ thumbs up from God
4. Obedience with Jesus leads to life - New, forever life with God in a BETTER world.

**SMALL CAUTION:** Note the "all" in verse 18 we understand to mean "everyone" for what Adam brought, and "all who are in Jesus (all who trust in him)" for what Jesus brought. We don't believe that everyone has eternal life.

We'll teach these 4 points, through the 2 men who came at different points in history and Jesus who will come back again to complete everything.

## The format (suggestion)



### Get Going



### Main Teaching



### Brain Break



### Heart & Hands

*Canada Water and Greenwich:* Use the material to make **Get Going, Main Teaching and Brain Break** accessible for all ages present. Then for **Heart & Hands**, prepare material and your helpers to divide into two groups for separate teaching.

*Eltham:* Feel free to personalise **all material** for the Sailors or Officers.

## Outline

### Welcome the children and pray

- This is a good time to connect with the children briefly.

You could ask them a simple question which will connect loosely with the theme.

- Sailors - *What is your favourite story?*
- Officers - *What is your favourite film/ why?*

Link: We're going to be hearing today about the most amazing, epic story ever!

- Begin the lesson with a prayer.
  - Let's listen carefully to what God has to say to us today.



### Get Going Quick Recap & Song

### Very Speedy Recap - Remind them briefly of last week's Big Idea and Main Aim

Do you remember what we spoke about last week?

*Show some pictures from last week, or give clues about last week's Big Idea.*

Big Idea: We were created to show God's image, by ruling creation

Link: That was just the beginning, now we're going to see where God's plan goes!

## Song

You will need to talk through the words and actions before singing.

- Sailors - [Just the Way God Wanted Us to Be \[Official Video\]](#)  
Lyrics - [On the link.](#)


Actions - <https://www.youtube.com/watch?v=aMYuQW2j-Dg>

### I suggest that we change the following actions:

- Introduction and interludes - Feel free to do something less cheesy.
- During the chorus lyrics, for example at 1:00,  
"He made us boys, he made us girls"

I'd suggest that while girls point to the boys, or vice versa, the mentioned gender jumps and puts their hands in the air, instead of the suggested boy/ girl actions in the video.

- Officers - I think this would be really fun for them to learn and perform sometime!!  
Maybe at the weekend away.  
[📺 God Made Me and You \(Official Audio\)](#)  
Lyrics - On the link.



## Main Teaching

### Teaching the Big Idea & Main Aim.

Have a Bible open throughout. Feel free to read portions of it out word for word or paraphrase so they see that the story comes from God's word, and not from our heads.

Try to get clearly and repeatedly to the Big Idea and Main Aim.

- Sailors - *Tell the passage as a story. Ask questions along the way.  
Get to the Big Idea, then arrive at the Main Aim.  
Maybe use a helper with you to play different roles in the story.*

Introduce the idea that we're going to be telling an epic story.

When teaching, use string, blutack and paper to mark the 4 points on the wall/ board on a timeline. Go down from point 1 to 2, go up from point 3 to point 4.

Teach the 4 points in the Passage Summary above, using the teaching pictures.

Here are a few suggestions of things you could mention/  
questions you could ask:

#### 1. Creation and Adam comes

Who remembers, how good did God say the world was when he made it?

Can you show me with your hands how good it was?

What was really good about God's world?

#### 2. Adam sins and brings death to all.

What happened next is awful, and really sad.

Adam and Eve who had been given an amazing world by God they said "No" to God.

They said:

Shove off God

I'm in charge

No to your rule.

So God who is good, had to punish their sin. And the right punishment is death.

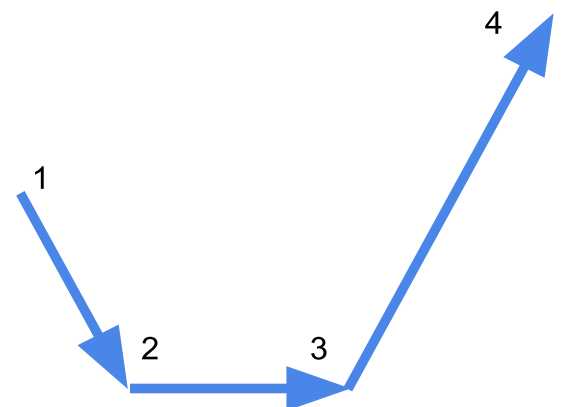
How does this sin and what happened make people feel?

How do we think it makes God feel?

Add extra Old Testament details between points 2 and 3.

Kicked out the garden.

More sin, Noah, Moses, Joshua, Elijah were sometimes good but couldn't save us.



This isn't the focus, it's just to show that there is a long unfolding story with only glimmers of hope and some good bits before we get to Jesus.

3. Jesus comes.

He obeyed perfectly. He showed us how to obey.

How does Jesus coming make us feel?

4. Jesus obeys and brings eternal life!

Jesus gives those who trust him new life, and they can be in a new, better world!

Who wants to go to the new world?

What's going to be so good about it?

So God is the writer of this story.

That means... *Main Aim*.

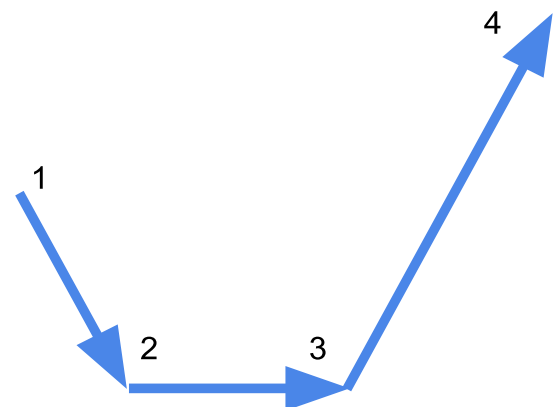
- Officers - *Mini, interactive talk through the text.*  
*Get to the Big Idea, then arrive at the Main Aim.*

*You could: Act it out, or have them draw something, or shout out the best thing they see in the passage, or create a puppet show/ drama using paper and card to build scenery.*

Use string, blutack and paper to mark the 4 points on the wall/ board on a timeline.

Introduce the idea that we're going to be telling an epic story.

Teach the 4 points in the Passage Summary above.



## Brain Break

**A chance to rest the children's minds.**



### Game idea

- Sailors - *Copy the leader.*

Sit in a circle, choose someone to copy. We all copy their actions.

Add extra elements to mix things up.

People could leave the circle and come back to guess who's leading. (Tricky for the younger ones)

They have to move to copy an adult leader as quickly as possible.

- Officers - *Challenge! Split them into 2 teams.*

Make a list of challenges, make sure there is something every child will be good at:

Who can do the most press ups

Who can name the most Taylor Swift songs

Who can say hello in the most languages

Who can do the most keepie-uppies

Each team chooses a “hero” from their team. The heroes from each team compete against each other to win. If the hero wins, the team wins, if the hero loses, the team loses.

Link: Adam failed, we all fail, Jesus “won”, all of us in Jesus win!



## Heart and Hands

Think more about the Main Aim through Discussion and Activities.

### Discussion - What would it look like to believe the Main Aim?

Think through with the children what the Main Aim means for our lives.

- Sailors - This is really good news.

Today and tomorrow at school, we can all remember that:

- God has an amazing, unfolding story from Adam to Jesus.
  - We can be really excited about God's amazing story!
- Adam brought sin and death, Jesus brought obedience and life
  - We can be so thankful for Jesus who obeyed when everyone else sinned.
  - We can be so thankful because he brought us life!

- Officers - This is really good news.

Today and tomorrow at school, we can all remember that:

- God has an amazing, unfolding story from Adam to Jesus.
  - How can we love God's story more?
  - When are we not that bothered by God's story?
- Adam brought sin and death, but finally, Jesus brought obedience and life!
  - Why can we be so thankful to Jesus?
  - How can we be sure of eternal life?

*What can we thank God for?*

*What challenges us from this passage?*

### Activities - Craft or worksheet

- Sailors - Craft

Fold along the central dotted line, colour in and glue a lollipop stick in the centre so it can be held and turned.

Message me if you're not sure what I mean.

All materials are provided in the Sunday school box.

- Officers - Worksheet


Talk through the questions and think about applications to stretch the more able children.

**Quick application recap - Remind them of the Big Idea and Main Aim.**

**Memory verse**

*You are worthy, our Lord and God, to receive glory and honour and power, for you created all things, and by your will they were created and have their being. Revelation 4:11*

[Ideas for learning the memory verse.](#) I will provide the verse on laminated paper with Blu Tack.

- Sailors - [It would be fun to learn using this song:](#)  
 [Revelation 4:11 Song](#)  
[Actions are available on a separate video that I'll make.](#)
- Officers - If capable, they can come up with a rap/ spoken word for the verse.  
They can repeat and improve it each week.

## **Pray**

Encourage the children to pray with you about the Big Idea and Main Aim.

- Sailors - [You could ask for hands up/ thumbs up for those who would like to pray, or you could try the idea we use with Officers.](#)
- Officers - You could pass an object, like a Bible, around the room. When a child receives the Bible, they can choose to pray in their head or aloud.

## **Sign out with Take Home Sheets**

- While signing out with Rollcall, Take Home sheets will be provided to carers and parents about the children's lesson.

## **Final notes**

The following items will be printed for you and brought to the lesson:

- Main teaching pictures and materials.
- Activities: Sailors craft and Officers worksheets.
- Memory verse, laminated.
- Take Home Sheets.

Additional materials will be available:

- Craft materials.
- Pens, paper, glue, scissors.